

leaf (fig. 4.). Up to this period no roots are protruded; the young leaf is nourished solely by imbibition and by the fecula stored up at its base. It generally happens that no root is protruded until a second leaf has appeared; I have, however, seen a few cases in which a radicle appeared while only one leaf was yet visible. In most instances, shortly after the appearance of a second leaf, a root is protruded from the gem and always at one side near its neck (fig. 4.). This root is conical, at first entirely cellular and covered with minute fibrils; it constitutes the root of the plant, and the fibres on its surface are spongioles. A perpendicular section shows that this root has an organic connexion with the youngest of the leaves when two are produced previous to its appearance. May it not be admitted that these remarkable bodies present a miniature illustration of Professor Morren's investigations regarding the functions of the Pith in Plants? See Annals, No. 22, vol. iv. pp. 73-87.

---

X.—On *Lychnis diurna* and *vespertina* of Sibthorp. By CHARLES C. BABINGTON, Esq., M.A., F.L.S., F.G.S., &c.

THINKING it right to bring before the public as early as is consistent with accuracy, any information that I may obtain concerning what may be denominated the contested parts of British descriptive botany, I make no apology for publishing specific characters for the two species of *Lychnis* which have been usually included under the name of *L. dioica*.

In both of them I find a tendency to change in the colour of the flowers; those of *L. diurna*, although most commonly red, may yet be sometimes found of so light a pink as to be called white; and those of *L. vespertina*, which are usually white, vary occasionally to pink. In both the flowers are usually diœcious, but plants of each of them are at times found with perfect stamens and pistils in the same flowers. For this reason I propose to drop the name of *dioica* and to adopt those conferred by Sibthorp.

I have not found any tendency to variation in the characters drawn from the forms of the calyx-teeth and the capsule, and the direction of the teeth of the latter.

I make no claim to originality in these characters, all of which have, I believe, long been detected and employed upon the continent; but only wish to bring them before our younger British botanists, to whom I suspect that they are totally unknown.

leaf (fig. 4.). Up to this period no roots are protruded; the young leaf is nourished solely by imbibition and by the fecula stored up at its base. It generally happens that no root is protruded until a second leaf has appeared; I have, however, seen a few cases in which a radicle appeared while only one leaf was yet visible. In most instances, shortly after the appearance of a second leaf, a root is protruded from the gem and always at one side near its neck (fig. 4.). This root is conical, at first entirely cellular and covered with minute fibrils; it constitutes the root of the plant, and the fibres on its surface are spongioles. A perpendicular section shows that this root has an organic connexion with the youngest of the leaves when two are produced previous to its appearance. May it not be admitted that these remarkable bodies present a miniature illustration of Professor Morren's investigations regarding the functions of the Pith in Plants? See Annals, No. 22, vol. iv. pp. 73-87.

---

X.—On *Lychnis diurna* and *vespertina* of Sibthorp. By CHARLES C. BABINGTON, Esq., M.A., F.L.S., F.G.S., &c.

THINKING it right to bring before the public as early as is consistent with accuracy, any information that I may obtain concerning what may be denominated the contested parts of British descriptive botany, I make no apology for publishing specific characters for the two species of *Lychnis* which have been usually included under the name of *L. dioica*.

In both of them I find a tendency to change in the colour of the flowers; those of *L. diurna*, although most commonly red, may yet be sometimes found of so light a pink as to be called white; and those of *L. vespertina*, which are usually white, vary occasionally to pink. In both the flowers are usually diœcious, but plants of each of them are at times found with perfect stamens and pistils in the same flowers. For this reason I propose to drop the name of *dioica* and to adopt those conferred by Sibthorp.

I have not found any tendency to variation in the characters drawn from the forms of the calyx-teeth and the capsule, and the direction of the teeth of the latter.

I make no claim to originality in these characters, all of which have, I believe, long been detected and employed upon the continent; but only wish to bring them before our younger British botanists, to whom I suspect that they are totally unknown.

leaf (fig. 4.). Up to this period no roots are protruded; the young leaf is nourished solely by imbibition and by the fecula stored up at its base. It generally happens that no root is protruded until a second leaf has appeared; I have, however, seen a few cases in which a radicle appeared while only one leaf was yet visible. In most instances, shortly after the appearance of a second leaf, a root is protruded from the gem and always at one side near its neck (fig. 4.). This root is conical, at first entirely cellular and covered with minute fibrils; it constitutes the root of the plant, and the fibres on its surface are spongioles. A perpendicular section shows that this root has an organic connexion with the youngest of the leaves when two are produced previous to its appearance. May it not be admitted that these remarkable bodies present a miniature illustration of Professor Morren's investigations regarding the functions of the Pith in Plants? See Annals, No. 22, vol. iv. pp. 73-87.

---

X.—On *Lychnis diurna* and *vespertina* of Sibthorp. By CHARLES C. BABINGTON, Esq., M.A., F.L.S., F.G.S., &c.

THINKING it right to bring before the public as early as is consistent with accuracy, any information that I may obtain concerning what may be denominated the contested parts of British descriptive botany, I make no apology for publishing specific characters for the two species of *Lychnis* which have been usually included under the name of *L. dioica*.

In both of them I find a tendency to change in the colour of the flowers; those of *L. diurna*, although most commonly red, may yet be sometimes found of so light a pink as to be called white; and those of *L. vespertina*, which are usually white, vary occasionally to pink. In both the flowers are usually diœcious, but plants of each of them are at times found with perfect stamens and pistils in the same flowers. For this reason I propose to drop the name of *dioica* and to adopt those conferred by Sibthorp.

I have not found any tendency to variation in the characters drawn from the forms of the calyx-teeth and the capsule, and the direction of the teeth of the latter.

I make no claim to originality in these characters, all of which have, I believe, long been detected and employed upon the continent; but only wish to bring them before our younger British botanists, to whom I suspect that they are totally unknown.

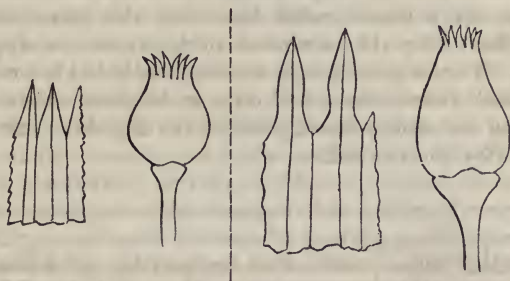
1. *L. diurna* (Sibth.). Petals half bifid crowned, stem, leaves, peduncles and calyces villose, leaves ovate-acute, flowers dichotomously paniced diœcious, teeth of the calyx triangular short, capsule nearly globular with reflexed teeth.

*L. dioica*, *α*. Linn. *Sp. Pl.* 626. Sm. *Eng. Fl.* 2. 328. *Eng. Bot.* t. 1579.

*L. diurna*. Sibth. *Oxon.* 145. Koch. *Syn.* 107.

*L. sylvestris*, "Hoppe" DeCand. *Prod.* 1. 386.

Flowering in May and June. Flowers usually red; rarely nearly white. The length of the teeth of the calyx is variable, but I believe the form to be constant.



*L. diurna*, Sibth.

*L. vespertina*, Sibth.

2. *L. vespertina* (Sibth.). Petals half bifid crowned, leaves, peduncles and calyces hairy, leaves ovate-lanceolate, flowers dichotomously paniced diœcious, teeth of the calyx linear-lanceolate elongated, capsule conical with erect teeth.

*L. dioica*, *β*. Linn. 626. Sm. 328. *Eng. Bot.* 1580.

*L. vespertina*. Sibth. 146. Koch. 107.

*L. dioica*. DeCand. 386.

Flowering from June to September; not commencing so soon, and continuing in flower much longer than the last. Flowers usually white, but rarely reddish. In the figure in *Eng. Bot.* the teeth of the calyx of the female flower appear to me to be those of *L. diurna*, although the rest of the figure agrees with *L. vespertina*.

St. John's Coll. Cambridge, July 29, 1840.

XI.—*Some Observations on the Origin and Direction of the Woody Fibre of the Stems of Palms.* By GEORGE GARDNER, Esq., Surgeon\*.

THE hidden remains of former worlds which the exertions of geologists are daily bringing to light, are no less subjects of wonder to the unlearned, than objects which give rise to spe-

\* In a Letter addressed to J. E. Bowman, Esq.

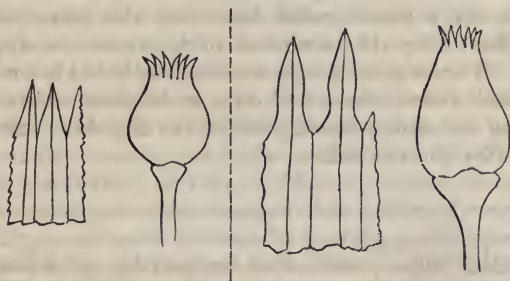
1. *L. diurna* (Sibth.). Petals half bifid crowned, stem, leaves, peduncles and calyces villose, leaves ovate-acute, flowers dichotomously paniced dioecious, teeth of the calyx triangular short, capsule nearly globular with reflexed teeth.

*L. dioica*, *α*. Linn. *Sp. Pl.* 626. Sm. *Eng. Fl.* 2. 328. *Eng. Bot.* t. 1579.

*L. diurna*. Sibth. *Oxon.* 145. Koch. *Syn.* 107.

*L. sylvestris*, "Hoppe" DeCand. *Prod.* 1. 386.

Flowering in May and June. Flowers usually red; rarely nearly white. The length of the teeth of the calyx is variable, but I believe the form to be constant.



*L. diurna*, Sibth.

*L. vespertina*, Sibth.

2. *L. vespertina* (Sibth.). Petals half bifid crowned, leaves, peduncles and calyces hairy, leaves ovate-lanceolate, flowers dichotomously paniced dioecious, teeth of the calyx linear-lanceolate elongated, capsule conical with erect teeth.

*L. dioica*, *β*. Linn. 626. Sm. 328. *Eng. Bot.* 1580.

*L. vespertina*. Sibth. 146. Koch. 107.

*L. dioica*. DeCand. 386.

Flowering from June to September; not commencing so soon, and continuing in flower much longer than the last. Flowers usually white, but rarely reddish. In the figure in *Eng. Bot.* the teeth of the calyx of the female flower appear to me to be those of *L. diurna*, although the rest of the figure agrees with *L. vespertina*.

St. John's Coll. Cambridge, July 29, 1840.

XI.—*Some Observations on the Origin and Direction of the Woody Fibre of the Stems of Palms.* By GEORGE GARDNER, Esq., Surgeon\*.

THE hidden remains of former worlds which the exertions of geologists are daily bringing to light, are no less subjects of wonder to the unlearned, than objects which give rise to spe-

\* In a Letter addressed to J. E. Bowman, Esq.

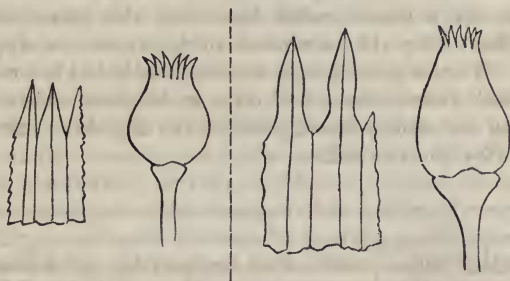
1. *L. diurna* (Sibth.). Petals half bifid crowned, stem, leaves, peduncles and calyces villose, leaves ovate-acute, flowers dichotomously paniced diœcious, teeth of the calyx triangular short, capsule nearly globular with reflexed teeth.

*L. dioica*, *α*. Linn. *Sp. Pl.* 626. Sm. *Eng. Fl.* 2. 328. *Eng. Bot.* t. 1579.

*L. diurna*. Sibth. *Oxon.* 145. Koch. *Syn.* 107.

*L. sylvestris*, "Hoppe" DeCand. *Prod.* 1. 386.

Flowering in May and June. Flowers usually red; rarely nearly white. The length of the teeth of the calyx is variable, but I believe the form to be constant.



*L. diurna*, Sibth.

*L. vespertina*, Sibth.

2. *L. vespertina* (Sibth.). Petals half bifid crowned, leaves, peduncles and calyces hairy, leaves ovate-lanceolate, flowers dichotomously paniced diœcious, teeth of the calyx linear-lanceolate elongated, capsule conical with erect teeth.

*L. dioica*, *β*. Linn. 626. Sm. 328. *Eng. Bot.* 1580.

*L. vespertina*. Sibth. 146. Koch. 107.

*L. dioica*. DeCand. 386.

Flowering from June to September; not commencing so soon, and continuing in flower much longer than the last. Flowers usually white, but rarely reddish. In the figure in *Eng. Bot.* the teeth of the calyx of the female flower appear to me to be those of *L. diurna*, although the rest of the figure agrees with *L. vespertina*.

St. John's Coll. Cambridge, July 29, 1840.

XI.—*Some Observations on the Origin and Direction of the Woody Fibre of the Stems of Palms.* By GEORGE GARDNER, Esq., Surgeon\*.

THE hidden remains of former worlds which the exertions of geologists are daily bringing to light, are no less subjects of wonder to the unlearned, than objects which give rise to spe-

\* In a Letter addressed to J. E. Bowman, Esq.